



Intel® Server Board S2600GZ/GL

Intel® Server System R1000GZ/GL product family

Intel® Server System R2000GZ/GL product family

Spares/Accessories List and Configuration Guide

A *Reference Guide* to assist customers in ordering the necessary components to configure the Intel® Server Board S2600GZ/GL and the appropriate 1U and 2U Intel® Rack Mount server systems.



Revision 2.8

November 2015

Intel® Server Boards and Systems

Revision History

Jan 2012 – rev 1.0 – Final scrub before open books.

March 2012 – rev 1.2 – Web post.

March 2012 – rev 1.21 – Corrected fan spares to call out 1 fan each.

April 2012 – rev 1.23 – Added new SKUs to be launched, defined SKUs to be removed and delayed minor edits

May 2012 – rev 1.24 – Formatting, pictures, and descriptions edited to be more descriptive. VMware* skus updated. R2216GZ4GCIOC, R1208GZ4GCIOC, R2308GZ4GCIOC R2208GZ4GC10G deleted. Some RAID controllers added. Added AXXPRAIL755.

August 2012 - rev 1.26 – Descriptions improved, cable name typo corrected in system description to match available spares. Added Server Continuity.

October 2012 – rev 1.27 – Updated due to launch of delayed systems.

October 2012 – rev 1.3 – Pictures and format updated

January 2013 – rev 1.31 – Updated the AGZCOPRODUCT description

January 2013 – rev 1.32 – Updated 750W DC product code & MM# and updated the Air Duct image

April 2013 – rev 1.33 – Updated Intel® Integrated RAID Module RMS25PB080, RMS25PB040, RMT3PB080, RMS25CB080, RMS25CB040, and RMT3CB080 MM#s

April 2013 – rev 1.34 – updated Dual Port HSBP

April 2013 – rev 1.4 – Updated FR1304HSBP MM#, added notes for R1208GZ4GCSAS, R2208GL4DS9, R2216GZ4GCLX, R2224GZ4GCSAS, R2308GL4DS9 and R2312GZ4GCSAS.

June 2013 – rev 1.5 – Updated the MM#s of AXXCBL165MSMS, AXXCBL185MSMS, AXXCBL245MSMS, AXXCBL550MRMR and AXXCBL730MRMR, removed R2208GZ4IS.

June 2013 – rev 1.6 – Added notes for AXXVRAIL, AXXELVRAIL, AXXPRAIL, AXXPRAIL755 and AXX2POSTBRCKT. Updated Intel® Integrated RAID Module RMS25JB040, RMS25JB080, RMS25KB040 and RMS25KB080 MM#s.

September 30, 2013 – rev 1.7

- Removed 750W DC Power Supply AXX750DCCRPS and DC Cable AXXDCCRPSCBL.
- Added RS25DB080, RS25GB008, RS2SG244, RS2WC080, RS2WC040, RS2WG160, RS25AB080, RS25DB080, RS25NB008, RS25SB008, RS25DB080, RCS25ZB040 and RCS25ZB040LX.
- Added note for AXX2POSTBRCKT.
- Added ODD power cable and ODD/SSD power cable in all system description.
- Updated R1208GZ4GS9 description: change AXXCBL730MRMR to AXXCBL770MSMR and AXXCBL550MRMR to AXXCBL585MSMR.

November 20, 2013 – rev 1.8 -- Added note for AXXRMFBU3.

January 27, 2014 – rev1.9

- Updated FR1304HSBP product code to FXX1304HSBP.
- Added 750W DC Power Supply AXX750DCCRPS and DC power cable AXXDCCRPSCBL.

April 8, 2014 – rev1.91

- Added notes for 750W DC Power Supply AXX750DCCRPS and DC power cable AXXDCCRPSCBL.
- Added notes for S2600GZ4 and S2600GL4.

June 18, 2014 – rev2.0

- Added note for R1208GZ4GS9.

November 7, 2014 – rev2.1

- Added AXX10GBTWLIOM2.

November 10, 2014 – rev2.2

- Removed AXX10GBTWLIOM2.

January 27, 2015 –rev2.3

- Updated MM# for AXXSATADVDRAM and AXXSATADVDRWROM.

March 31, 2015 –rev2.4

- Added AXX10GBTWLIOM3.

April 10, 2015 –rev2.5

- Removed AXX10GBTWLIOM, updated note for AXX10GBTWLIOM3.

April 20, 2015 –rev2.6.

- Added BBS2600GZ4.

April 28, 2015 –rev2.7

- Added note for BBS2600GZ4
- Added note "See PCN 113775 for the latest ordering information" for some products on Summary chart.

- Corrected the quantity of cables supplied with the spare fan FR2000FAN60HS.

Disclaimer

INFORMATION IN THIS DOCUMENT IS PROVIDED IN CONNECTION WITH INTEL® PRODUCTS. NO LICENSE, EXPRESS OR IMPLIED, BY ESTOPPEL OR OTHERWISE, TO ANY INTELLECTUAL PROPERTY RIGHTS IS GRANTED BY THIS DOCUMENT. EXCEPT AS PROVIDED IN I INTEL®'S TERMS AND CONDITIONS OF SALE FOR SUCH PRODUCTS, INTEL® ASSUMES NO LIABILITY WHATSOEVER, AND INTEL® DISCLAIMS ANY EXPRESS OR IMPLIED WARRANTY, RELATING TO SALE AND/OR USE OF INTEL® PRODUCTS INCLUDING LIABILITY OR WARRANTIES RELATING TO FITNESS FOR A PARTICULAR PURPOSE, MERCHANTABILITY, OR INFRINGEMENT OF ANY PATENT, COPYRIGHT OR OTHER INTELLECTUAL PROPERTY RIGHT.

Intel® products are not intended for use in medical, life saving, life sustaining applications. Intel® may make changes to specifications and product descriptions at any time, without notice.

Intel® server boards, server chassis, and processors may contain design defects or errors known as errata, which may cause the product to deviate from published specifications. Current characterized errata are available on request.

Intel, Intel Xeon, Pentium, and the Intel logo are trademarks or registered trademarks of Intel Corporation or its subsidiaries in the United States and other countries.

*Other names and brands may be claimed as the property of others.

Copyright © 2015, Intel Corporation

CONTENTS

REVISION HISTORY	2
DISCLAIMER.....	3
CONTENTS	4
SYSTEM PRODUCT ORDER CODES	5
PRODUCT DESCRIPTIONS – OVERVIEW.....	5
SUMMARY CHART	5
RISERS AND IO OPTIONS.....	6
AVAILABLE BOARD SPARES FOR GZ FAMILY	6
AVAILABLE PRODUCTION SYSTEM ORDER CODES FOR INTEL® SERVER SYSTEM R1000GZ/GL PRODUCT FAMILY (1U RACK).....	8
AVAILABLE PRODUCTION SYSTEM ORDER CODES FOR INTEL® SERVER SYSTEM R2000GZ/GL PRODUCT FAMILY (2U RACK).....	12
SPARES AND ACCESSORIES.....	20
GENERAL SPARES AND ACCESSORIES.....	20
DRIVE/STORAGE SUBSYSTEM SPARES AND ACCESSORIES	24
EXPANSION MODULES: IO MODULE, SAS MODULE, RMM4, TPM	27
SAS CABLE KITS (FOR UPGRADE TO SAS MODULES, HBA CARDS AND SPARES).....	31
THIRD PARTY DEVICES COMPLETED FIT-CHECK.....	32
EXTENDED WARRANTY.....	33

Product Descriptions – Overview

Product based on the Intel® Server Board S2600GZ/GL will be offered as integrated system at production. Two main groups will be described below: 1U and 2U. Each group has a variety of options to order from, including drive configurations, power supplies type and quantity, additional components.

Board will be offered as a 1-pack spare at launch. The chassis will not be offered separately.

The Systems shipped to the US and Canada will contain North American power cords. North American customers no longer need to order skus ending in “NA” to receive power cords on products.

Summary chart

For a quick overview, all configuration options are summarized on below chart. Please refer the details below in this document for MM numbers, configuration details and product order codes.

Product Code	HDD	Number of HDD				Power Supply	Rails	Storage Upgrade Included	Ports Available	RAID	Expander	RMM4
R1208GL4DS***	2.5		8			1x460W	Value	RKSATA8 key	8 SATA	SW	None	yes
R1208GZ4GC	2.5		8			2x750W	Value	RKSATA8 key	8 SATA	SW	None	yes
R1208GZ4GCSAS*	2.5		8			2x750W	Value	RMS25CB080	8 SAS	HW	None	yes
R1208GZ4GS9**	2.5		8			1x750W	None	None	4 SATA	SW	None	No
R1304GL4DS9	3.5	4				1x460W	None	None	4 SATA	SW	None	No
R1304GZ4GC	3.5	4				2x750W	Value	None	4 SATA	SW	None	yes
R1304GZ4GS9***	3.5	4				1x750W	None	None	4 SATA	SW	None	No
R2208GL4DS9*	2.5		8			1x460W	None	None	4 SATA	SW	None	No
R2208GL4GS***	2.5		8			1x750W	Value	RKSATA8 key	8 SATA	SW	None	yes
R2208GZ4GC	2.5		8			2x750W	Value	RKSATA8 key	8 SATA	SW	None	yes
R2208GZ4GS9***	2.5		8			1x750W	None	None	4 SATA	SW	None	No
R2216GZ4GC***	2.5				16	2x750W	Value	RKSAS8 key	16 SAS	SW	RES2CV240	yes
R2216GZ4GCLX*	2.5				16	2x750W	Value	RMS25CB080	16 SAS	HW	RES2CV240	yes
R2224GZ4GC4	2.5				24	2x750W	Value	None	4 SATA	SW	None	yes
R2224GZ4GCSAS*	2.5				24	2x750W	Value	RMS25CB080	24 SAS	HW	RES2CV360	yes
R2308GL4DS9*	3.5		8			1x460W	None	None	4 SATA	SW	None	No
R2308GL4GS	3.5		8			1x750W	Value	8SATA	8 SATA	SW	None	yes
R2308GZ4GC	3.5		8			2x750W	Value	RKSATA8 key	8 SATA	SW	None	yes
R2308GZ4GS9***	3.5		8			1x750W	None	None	4 SATA	SW	None	No
R2312GL4GS***	3.5				12	1x750W	Value	None	4 SATA	SW	None	yes
R2312GZ4GC4	3.5				12	2x750W	Value	None	4 SATA	SW	None	yes
R2312GZ4GCSAS*	3.5				12	2x750W	Value	RKSAS4+RMS25CB080	12 SAS	HW	None	yes
R2312GZ4GS9***	3.5				12	1x750W	None	None	4 SATA	SW	None	No

*Note: See PCN112152 for the latest ordering information.

**Note: See PCN 113047 for the latest ordering information.

***Note: See PCN 113775 for the latest ordering information.

Risers and IO options

S2600GZ/GL boards have two identical super-slots, with 24 lanes of PCI Express 3.0 routed from CPUs.

Riser 1 has 16 lanes from CPU1 and 8 lanes from CPU2. Riser 2 has 24 lanes solely from CPU2. This implies that in single CPU operation – only first 16 lanes on Riser 1 are available.

1U system has only 1 riser option available, that works for both slots: single slot PCIe3 x16.

2U system has 3 options: 3x8 PCIe3; 1x16 + 1x8; and 2xPCI-X 133 + 1x8 PCIe3.

Other IO options include: SAS module and Intel® IO module, with x8 PCIe3 lanes available to each from CPU1. SAS module and IO module slots are not interchangeable.

Available board spares for GZ family




Image	Product Code MM UPC EAN	Description
	S2600GZ4 917968 735858239509 5032037034289 MOQ:1	Intel® Server Board S2600GZ4 <ul style="list-style-type: none"> Supports dual Intel® Xeon E5-2600 and Intel® Xeon E5-2600 v2 processors Maximum supported TDP for board 135W (not available in all chassis) Intel® C-600 chipset 24 DDR3/DDR3L DIMMs 8 SCU ports (4 SATA ports only functional w/NO storage keys) 2 SATA 6G ports 4 Integrated 1Gb ports (Intel® Ethernet Controller I350) Integrated Baseboard Management controller with IPMI 2.0 support Optional advanced management features activated by AXXRMM4LITE key Optional dedicated 1Gbe management port Support for Intel® IO expansion module option Support for Intel® SAS module option <p>Box contains: one spare motherboard</p>
	BBS2600GZ4 943356 735858300032 5032037075220 MOQ:10	Intel® Server Board BBS2600GZ4 <ul style="list-style-type: none"> Supports dual Intel® Xeon E5-2600 and Intel® Xeon E5-2600 v2 processors Maximum supported TDP for board 135W (not available in all chassis) Intel® C-600 chipset 24 DDR3/DDR3L DIMMs 8 SCU ports (4 SATA ports only functional w/NO storage keys) 2 SATA 6G ports 4 Integrated 1Gb ports (Intel® Ethernet Controller I350) Integrated Baseboard Management controller with IPMI 2.0 support Optional advanced management features activated by AXXRMM4LITE key Optional dedicated 1Gbe management port Support for Intel® IO expansion module option Support for Intel® SAS module option <p>Box contains: Ten spare motherboards <i>Note: Expected availability Q3'2015</i></p>
	S2600GL4 917969 735858239516 5032037034296 MOQ:1	Intel® Server Board S2600GL4 Same as above, but only 16 DIMMs <ul style="list-style-type: none"> Supports dual Intel® Xeon E5-2600 and Intel® Xeon E5-2600 v2 processors Maximum supported TDP for board 135W (not available in all chassis) Intel® C-600 chipset 16 DDR3/DDR3L DIMMs 8 SCU ports (4 SATA ports only functional w/NO storage keys) 2 SATA 6G ports 4 Integrated 1Gb ports (Intel® Ethernet Controller I350)

Image	Product Code MM UPC EAN	Description
		<ul style="list-style-type: none"> • Integrated Baseboard Management controller with IPMI 2.0 support • Optional advanced management features activated by AXXRMM4LITE key • Optional dedicated 1Gbe management port • Support for Intel® IO expansion module option • Support for Intel® SAS module option <p>Box contains: one spare motherboard</p>

Available production system order codes for Intel® Server System R1000GZ/GL product family (1U Rack)

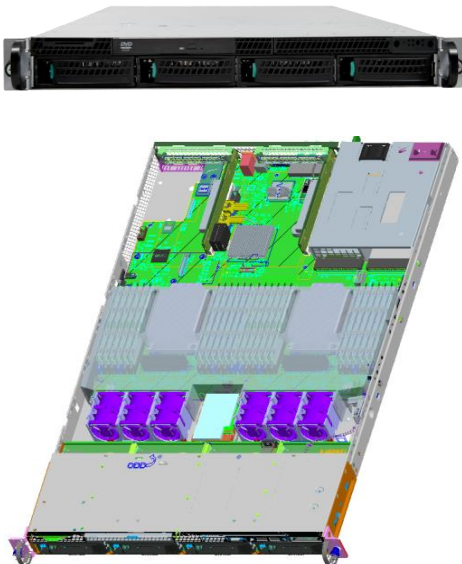
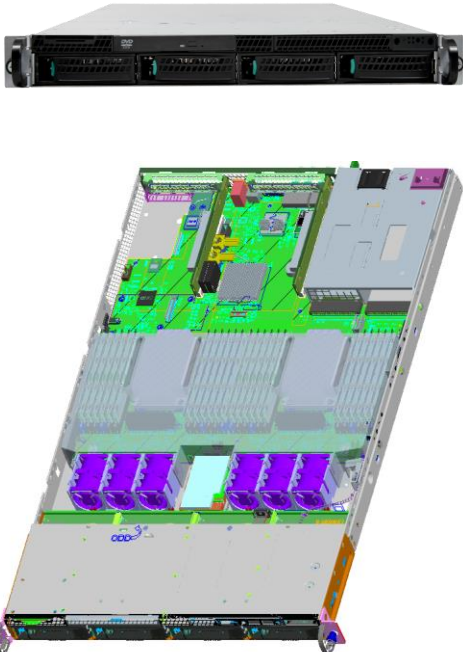
Image	Product Code MM UPC EAN MOQ	Description
	<p>R1304GZ4GC 916994 735858228282 5032037023139 MOQ: 1</p>	<p>Intel® Server System R1304GZ4GC Integrated server system with 4 SATA ports standard, 24 DIMMs</p> <ul style="list-style-type: none"> • S2600GZ4 board in 1U chassis (S2600GZ4) • Max CPU TDP supported – 135W with configuration limitations, please reference <i>Technical Product Specification</i> • Standard control panel (board FXXFPANEL) • Front 1xVGA and 2xUSB in dedicated tray • ODD bay for CD/DVD drive support • 4x3.5" (and 2.5") HS HDD support (4 carriers FXX35HSADPB included, backplane FR1304HSBP) • One AXXCBL1030MR7R cable installed. (AXXCBL850MS7R straight cable required if HBA or SAS I/O module installed) • Two CPU heatsinks • Two risers: 1x16 PCIe FHHL slot on each (F1UL16RISER) • Two 750W AC PSU (FXX750PCRPS) • Full RMM4 (key and NIC) preinstalled (AXXRMM4R) • Value rail kit (AXXVRAIL) • One ODD power cable <p><i>There are no required EPSD components to make this system functional.</i></p>
	<p>R1304GZ4GS9 922759 735858249478 5032037044134 MOQ: 1</p>	<p>Intel® Server System R1304GZ4GS9 Integrated Server System with basic configuration, 24 DIMMs</p> <ul style="list-style-type: none"> • S2600GZ4 board in 1U chassis (S2600GZ4) • Max CPU TDP supported – 135W with configuration limitations, please reference <i>Technical Product Specification</i> • Standard control panel (board FXXFPANEL) • Front 1xVGA and 2xUSB in dedicated tray • ODD bay for CD/DVD drive support • 4x3.5" (and 2.5") HS HDD support (4 carriers FXX35HSADPB included, backplane FR1304HSBP) • One AXXCBL1030MR7R cable installed. (AXXCBL850MS7R straight cable required if HBA or SAS I/O module installed) • Two CPU heatsinks • Two risers: 1x16 PCIe FHHL slot on each (F1UL16RISER) • One 750W AC PSU second unit must be added for redundancy (FXX750PCRPS) • One ODD power cable <p><i>There are no required EPSD components to make this system functional.</i></p>


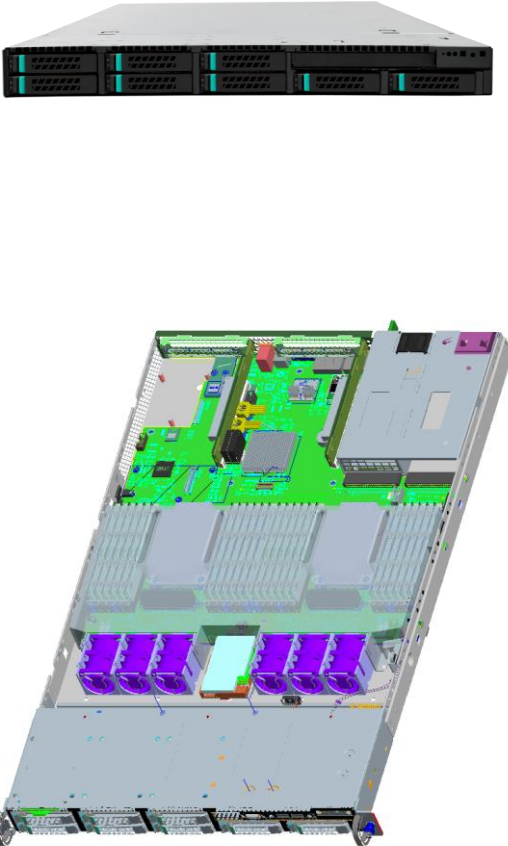
Image	Product Code MM UPC EAN MOQ	Description
	<p>R1304GL4DS9 922790 735858249430 5032037044097 MOQ: 1</p>	<p>Intel® Server System R1304GL4DS9 Integrated server system with 4 SATA ports standard, 16 DIMMs</p> <ul style="list-style-type: none"> • S2600GL4 board in 1U chassis (S2600GL4) • Max CPU TDP supported – 135W with configuration limitations, please reference <i>Technical Product Specification</i> • Standard control panel (board FXXFPANEL) • Front 1xVGA and 2xUSB in dedicated tray • ODD bay for CD/DVD drive support • 4x3.5" (and 2.5") HS HDD support (4 carriers FXX35HSADPB included, backplane FR1304HSBP) • One AXXCBL1030MR7R cable installed. (AXXCBL850MS7R straight cable required if HBA or SAS I/O module installed) • Two CPU heatsinks • Two risers: 1x16 PCIe FHHL slot on each (F1UL16RISER) • One 460W AC PSU second unit must be added for redundancy (FXX460GCRPS) • One ODD power cable <p><i>There are no required EPSD components to make this system functional.</i></p>
	<p>R1208GZ4GC 916995 735858228305 5032037023153 MOQ: 1</p>	<p>Intel® Server System R1208GZ4GC Integrated Server System with 8 SATA ports standard, 24 DIMMs</p> <ul style="list-style-type: none"> • S2600GZ4 board (S2600GZ4) in 1U chassis • Max CPU TDP supported – 135W with configuration limitations, please reference <i>Technical Product Specification</i> • Standard control panel (board FXXFPANEL) • ODD bay for CD/DVD drive support • Front 1xVGA and 2xUSB in ODD bay • 8x2.5" HS HDD support (8 carriers FXX25HSCAR included, F1U8X25HSBP backplane) • Two cables: AXXCBL730MRMR and AXXCBL550MRMR included. (8 ports) • Two CPU heatsinks • Two risers: 1x16 PCIe FHHL slot on each (F1UL16RISER) • RKSATA8 storage activation key installed – to enable 8 ports SATA • Two 750W AC PSU (FXX750PCRPS) • Full RMM4 (key and NIC) preinstalled (AXXRMM4R) • Value rail kit (AXXVRAIL) • One ODD power cable <p><i>There are no required EPSD components to make this system functional.</i></p>

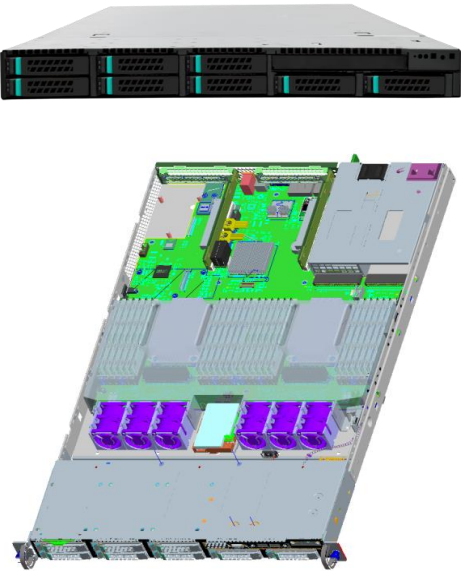
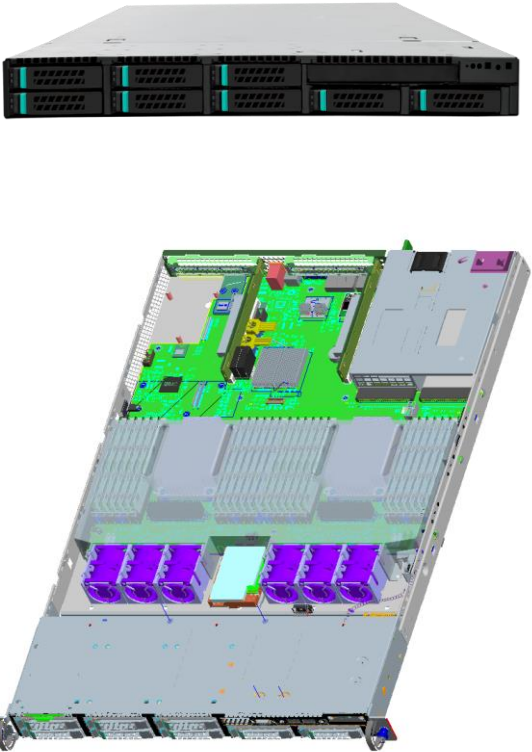

Image	Product Code MM UPC EAN MOQ	Description
	<p>R1208GZ4GCSAS 916999 735858228329 5032037023177 MOQ: 1</p>	<p>Intel® Server System R1208GZ4GCSAS Integrated Server System with 8 HW SAS ports standard, 24 DIMMs</p> <ul style="list-style-type: none"> • S2600GZ4 board (S2600GZ4) in 1U chassis • Max CPU TDP supported – 135W with configuration limitations, please reference <i>Technical Product Specification</i> • Standard control panel (board FXXFPANEL) • ODD bay for CD/DVD drive support • Front 1xVGA and 2xUSB in ODD bay • 8x2.5" HS HDD support (8 carriers FXX25HSCAR included, backplane F1U8X25HSBP) • Two AXXCBL585MSMR right angle cables (8 ports) • Two CPU heatsinks • Two risers: 1x16 PCIe FHHL slot on each (F1UL16RISER) • Two 750W AC PSU (FXX750PCRPS) • Full RMM4 (key and NIC) preinstalled (AXXRMM4R) • Value rail kit (AXXVRAIL) • RMS25CB080 8-port HW RAID SAS module preinstalled and cabled • One ODD power cable <p><i>There are no required EPSD components to make this system functional.</i> <i>Note: See PCN112152 for the latest ordering information</i></p>
	<p>R1208GZ4GS9 922760 735858249461 5032037044127 MOQ: 1</p>	<p>Intel® Server System R1208GZ4GS9 Integrated Server System with basic configuration, 24 DIMMs</p> <ul style="list-style-type: none"> • S2600GZ4 board (S2600GZ4) in 1U chassis • Max CPU TDP supported – 135W with configuration limitations, please reference <i>Technical Product Specification</i> • Standard control panel (board FXXFPANEL) • ODD bay for CD/DVD drive support • Front 1xVGA and 2xUSB in ODD bay • 8x2.5" HS HDD support (8 carriers FXX25HSCAR included, F1U8X25HSBP backplane) • Two cables: AXXCBL770MSMR and AXXCBL585MSMR. • Two CPU heatsinks • Two risers: 1x16 PCIe FHHL slot on each (F1UL16RISER) • One 750W AC PSU second unit must be added for redundancy (FXX750PCRPS) • One ODD power cable <p><i>There are no required EPSD components to make this system functional.</i></p>

Image	Product Code MM UPC EAN MOQ	Description
	R1208GL4DS 916997 735858239554 5032037034333 MOQ: 1	<p>Intel® Server System R1208GL4DS Integrated Server System with 16 DIMM board and 8 SATA ports, 16 DIMMs</p> <ul style="list-style-type: none"> • S2600GL4 board (S2600GL4) in 1U chassis (16 DIMM) • Max CPU TDP supported – 135W with configuration limitations, please reference <i>Technical Product Specification</i> • Standard control panel (board FXXFPANEL) • ODD bay for CD/DVD drive support • Front 1xVGA and 2xUSB in ODD bay • 8x2.5" HS HDD support (8 carriers FXX25HSCAR included, backplane F1U8X25HSBP) • Two cables: AXXCBL730MRMR and AXXCBL550MRMR included. (8 ports) • Two CPU heatsinks • Two risers: 1x16 PCIe FHHL slot on each (F1UL16RISER) • RKSATA8 storage activation key installed – to enable 8 ports SATA • One 460W AC PSU second unit must be added for redundancy (FXX460GCRPS) • Full RMM4 (key and NIC) preinstalled (AXXRMM4R) • Value rail kit (AXXVRAIL) • One ODD power cable <p><i>There are no required EPSD components to make this system functional.</i></p>

Available production system order codes for Intel® Server System R2000GZ/GL product family (2U Rack)

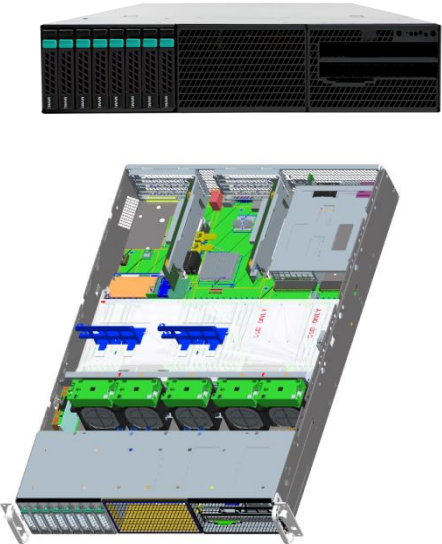

Image	Product Code MM UPC EAN	Description
	<p>R2208GZ4GC 917001 735858228251 5032037023108 MOQ: 1</p>	<p>Intel® Server System R2208GZ4GC Integrated Intel® Server System 8SATA ports, 24DIMMs</p> <ul style="list-style-type: none"> • S2600GZ4 board (S2600GZ4) in 2U chassis • Max CPU TDP supported – 135W with configuration limitations, please reference <i>Technical Product Specification</i> • Air duct • Standard control panel (board FXXFPANEL) • ODD bay for CD/DVD drive support • Front 1xVGA and 2xUSB on dedicated tray • Provision for 2 SSD mount on air duct • 8x2.5" HS HDD support (8 carriers FXX25HSCAR included, backplane FXX8X25HSBP) • Two AXXCBL730MSMS SAS cables (8 ports) • Two CPU heatsinks • Redundant and hot swap cooling fans • Two risers with 3 x8 slots (2xFHFL+1xFHHL) (A2UL8RISER) • RKSATA8 storage activation key installed – to enable 8 ports SATA • Two 750W AC PSU (FXX750PCRPS) • Full RMM4 (key and NIC) preinstalled (AXXRMM4R) • Value rails (AXXVRAIL) • One ODD/SSD power cable <p><i>There are no required EPSD components to make this system functional.</i></p>
	<p>R2208GZ4GS9 922762 735858249485 5032037044141 MOQ: 1</p>	<p>Intel® Server System R2208GZ4GS9 Integrated Server System with basic configuration, 24 DIMMs</p> <ul style="list-style-type: none"> • S2600GZ4 board (S2600GZ4) in 2U chassis • Max CPU TDP supported – 135W with configuration limitations, please reference <i>Technical Product Specification</i> • Air duct • Standard control panel (board FXXFPANEL) • ODD bay for CD/DVD drive support • Front 1xVGA and 2xUSB on dedicated tray • Provision for 2 SSD mount on air duct • 8x2.5" HS HDD support (8 carriers FXX25HSCAR included, backplane FXX8X25HSBP) • Two AXXCBL730MSMS SAS cables(8 ports) • Two CPU heatsinks • Redundant and hot swap cooling fans • Two risers with 3 x8 slots (2xFHFL+1xFHHL) (A2UL8RISER) • One 750W AC PSU second unit must be added for redundancy (FXX750PCRPS) • One ODD/SSD power cable <p><i>There are no required EPSD components to make this system functional.</i></p>



Image	Product Code MM UPC EAN	Description
	<p>R2208GL4GS 917008 735858239561 5032037034340 MOQ: 1</p>	<p>Intel® Server System R2208GL4GS Integrated Server System with 8 SATA 2.5" drives and 16DIMM motherboard</p> <ul style="list-style-type: none"> • S2600GL4 board (S2600GL4) in 2U chassis • Max CPU TDP supported – 135W with configuration limitations, please reference <i>Technical Product Specification</i> • Air duct • Standard control panel (board FXXFPANEL) • ODD bay for CD/DVD drive support • Front 1xVGA and 2xUSB on dedicated tray • Provision for 2 SSD mount on air duct • 8x2.5" HS HDD support (8 carriers FXX25HSCAR, backplane FXX8X25HSBP) • 2 SFF8087 to SFF8087 cables (8 ports) • Two CPU heatsinks • Redundant and hot swap cooling fans • Two risers with 3 x8 slots (2xFHFL+1xFHHL) (A2UL8RISER) • RKSATA8 storage activation key installed – to enable 8 ports SATA • One 750W AC PSU, second unit must be added for redundancy (FXX750PCRPS) • Full RMM4 (key and NIC) preinstalled (AXXRMM4R) • Value rails (AXXVRAIL) • One ODD/SSD power cable <p><i>There are no required EPSD components to make this system functional.</i></p>
	<p>R2208GL4DS9 922789 735858249454 5032037044110 MOQ: 1</p>	<p>Intel® Server System R2208GL4DS9 Integrated Server System with 4 SATA ports and 16DIMM motherboard</p> <ul style="list-style-type: none"> • S2600GL4 board (S2600GL4) in 2U chassis • Max CPU TDP supported – 135W with configuration limitations, please reference <i>Technical Product Specification</i> • Air duct • Standard control panel (board FXXFPANEL) • ODD bay for CD/DVD drive support • Front 1xVGA and 2xUSB on dedicated tray • Provision for 2 SSD mount on air duct • 8x2.5" HS HDD support (8 carriers FXX25HSCAR, backplane FXX8X25HSBP) • 2 SFF8087 to SFF8087 cables(8 ports) • Two CPU heatsinks • Redundant and hot swap cooling fans • Two risers with 3 x8 slots (2xFHFL+1xFHHL) (A2UL8RISER) • One 460W AC PSU second unit must be added for redundancy (FXX460GCRPS) • One ODD/SSD power cable <p><i>There are no required EPSD components to make this system functional.</i></p> <p><i>Note: See PCN112152 for the latest ordering information.</i></p>



Image	Product Code MM UPC EAN	Description
	<p>R2216GZ4GC 917002 735858235563 5032037030311 MOQ: 1</p>	<p>Intel® Server System R2216GZ4GC Integrated Intel® Server System 16SAS ports, 24DIMMs</p> <ul style="list-style-type: none"> • S2600GZ4 board (S2600GZ4) in 2U chassis • Max CPU TDP supported – 135W with configuration limitations, please reference <i>Technical Product Specification</i> • Air duct • Standard control panel (board FXXFPANEL) • ODD bay for CD/DVD drive support • Front 1xVGA and 2xUSB on dedicated tray • Provision for 2x2.5" SSD mount on air duct • 16x2.5" HS HDD support (16 carriers FXX25HSCAR included, 2x backplane FXX8X25HSBP) • One AXXCBL600MSMS, One AXXCBL730MSMS, Two AXXCBL185MSMS and Two AXXCBL165MSMS SAS cables (16 ports) • Two CPU heatsinks • Redundant and hot swap cooling fans • Two 2U riser with 3 x8 slots (2xFHFL + 1xFHHL) (A2UL8RISER) • RES2CV240 Integrated 24 port expander • RKSAS8 storage activation key installed – to enable 8 ports SAS • Two 750W AC PSU (FXX750PCRPS) • Full RMM4 (key and NIC) preinstalled (AXXRMM4R) • Value rails (AXXVRAIL) • One ODD/SSD power cable <p><i>There are no required EPSD components to make this system functional.</i></p>
	<p>R2216GZ4GCLX 918537 735858239639 5032037034418 MOQ: 1</p>	<p>Intel® Server System R2216GZ4GCLX Integrated Server System with pre-installed 10G, 8 SAS HW Raid module and expander, 24 DIMMs</p> <ul style="list-style-type: none"> • S2600GZ4 board (S2600GZ4) in 2U chassis • Max CPU TDP supported – 135W with configuration limitations, please reference <i>Technical Product Specification</i> • Air duct • Standard control panel (board FXXFPANEL) • Front 1xVGA and 2xUSB on dedicated tray • ODD bay for CD/DVD drive support • Provision for 2x2.5" SSD mount on air duct • 16x2.5" HS HDD support (16 carriers FXX25HSCAR, 2x backplanes FXX8X25HSBP) • 6 SFF8087 to SFF8087 cables (5 installed and 1 in accessory box) (all drives connected) • Two CPU heatsinks • Redundant and hot swap cooling fans • Two 2U riser with 3 x8 slots (2xFHFL + 1xFHHL) (A2UL8RISER) • RES2CV240 Integrated 24 port expander • Two 750W AC PSU (FXX750PCRPS) • Full RMM4 (key and NIC) preinstalled (AXXRMM4R) • Value rails (AXXVRAIL) • RMS25CB080 8-port HW RAID SAS module preinstalled and cabled to expander • AXX10GBNIAIOM 2-port SFP+ 10GB IO Module pre-installed, no optical modules • One ODD/SSD power cable <p><i>There are no required EPSD components to make this system functional.</i></p> <p><i>Note: See PCN112152 for the latest ordering information</i></p>

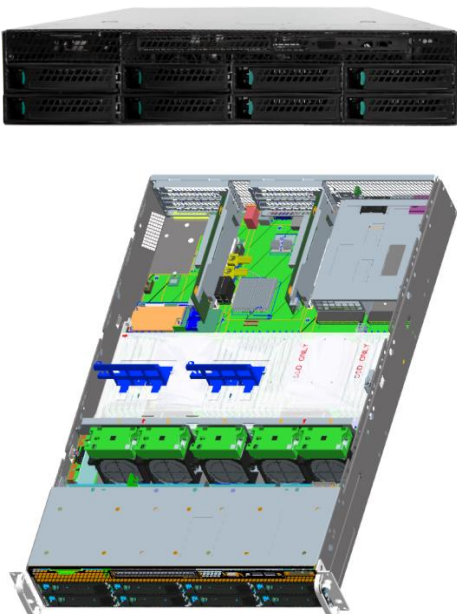

Image	Product Code MM UPC EAN	Description
	<p>R2308GZ4GC 917004 735858239646 5032037034425 MOQ: 1</p>	<p>Intel® Server System R2308GZ4GC Integrated Server System 8 SATA ports, 24 DIMMs</p> <ul style="list-style-type: none"> • S2600GZ4 board (S2600GZ4) in 2U chassis • Max CPU TDP supported – 135W with configuration limitations, please reference <i>Technical Product Specification</i> • Air duct • Standard control panel (board FXXFPANEL) • ODD bay for CD/DVD drive support • Front 1xVGA and 2xUSB in dedicated tray • Provision for 2 SSD mount on air duct • 8x3.5" (and 2.5") HS HDD support (8 carriers FXX35HSADPB, backplane F2U8X35HSBP) • Two AXXCBL730MSMS SAS cables (8 ports) • Two CPU heatsinks • Redundant and hot swap cooling fans • Two risers: 3x8 PCIe slots on each (2xFHFL+1xFHHL) (A2UL8RISER) • RKSATA8 storage activation key installed – to enable 8 ports SATA • Two 750W AC PSU (FXX750PCRPS) • Full RMM4 (key and NIC) preinstalled (AXXRMM4R) • Value Rails (AXXVRAIL) • One ODD/SSD power cable <p><i>There are no required EPSD components to make this system functional.</i></p>
	<p>R2308GZ4GS9 735858249492 5032037044158 922775 MOQ: 1</p>	<p>Intel® Server System R2308GZ4GS9 Integrated Server System with basic configuration, 24 DIMMs</p> <ul style="list-style-type: none"> • S2600GZ4 board (S2600GZ4) in 2U chassis • Max CPU TDP supported – 135W with configuration limitations, please refer the <i>Technical Product Specification</i> • Air duct • Standard control panel (board FXXFPANEL) • ODD bay for CD/DVD drive support • Front 1xVGA and 2xUSB in dedicated tray • Provision for 2 SSD mount on air duct • 8x3.5" (and 2.5") HS HDD support (8 carriers FXX35HSADPB, backplane F2U8X35HSBP) • Two AXXCBL730MSMS SAS cables (8 ports) • Two CPU heatsinks • Redundant and hot swap cooling fans • Two risers: 3x8 PCIe slots on each (2xFHFL+1xFHHL) (A2UL8RISER) • One 750W AC PSU second unit must be added for redundancy (FXX750PCRPS) • One ODD/SSD power cable <p><i>There are no required EPSD components to make this system functional.</i></p>



Image	Product Code MM UPC EAN	Description
	<p>R2308GL4GS 917011 735858239592 5032037034371 MOQ:1</p>	<p>Intel® Server System R2308GL4GS</p> <p>Integrated Server System, 8 SATA ports, 16 DIMMs</p> <ul style="list-style-type: none"> • S2600GL4 board (S2600GL4) in 2U chassis • Max CPU TDP supported – 135W with configuration limitations, please reference <i>Technical Product Specification</i> • Air duct • Standard control panel (board FXXFPANEL) • ODD bay for CD/DVD drive support • Front 1xVGA and 2xUSB in dedicated tray • Provision for 2 SSD mount on air duct • 8x3.5" (and 2.5") HS HDD support (8 carriers FXX35HSADPB, backplane F2U8X35HSBP) • Two AXXCBL730MSMS SAS cables (8 ports) • Two CPU heatsinks • Redundant and hot swap cooling fans • Two risers: 3x8 PCIe slots on each (2xFHFL+1xFHHL) (A2UL8RISER) • RKSATA8 storage activation key installed – to enable 8 ports SATA • One 750W AC PSU second unit must be added for redundancy (FXX750PCRPS) • Full RMM4 (key and NIC) preinstalled (AXXRMM4R) • Value Rails (AXXVRAIL) • One ODD/SSD power cable <p><i>There are no required EPSD components to make this system functional.</i></p>
	<p>R2308GL4DS9 922783 735858249447 5032037044103 MOQ:1</p>	<p>Intel® Server System R2308GL4DS9</p> <p>Integrated Server System with 4 SATA ports standard, 16 DIMMs</p> <ul style="list-style-type: none"> • S2600GL4 board (S2600GL4) in 2U chassis • Max CPU TDP supported – 135W with configuration limitations, please reference <i>Technical Product Specification</i> • Air duct • Standard control panel (board FXXFPANEL) • ODD bay for CD/DVD drive support • Front 1xVGA and 2xUSB in dedicated tray • Provision for 2 SSD mount on air duct • 8x3.5" (and 2.5") HS HDD support (8 carriers FXX35HSADPB, backplane F2U8X35HSBP) • Two AXXCBL730MSMS SAS cables (8 ports) • Two CPU heatsinks • Redundant and hot swap cooling fans • Two risers: 3x8 PCIe slots on each (2xFHFL+1xFHHL) (A2UL8RISER) • One 460W AC PSU second unit must be added for redundancy (FXX460GCRPS) • One ODD/SSD power cable <p><i>Note: See PCN112152 for the latest ordering information</i></p>


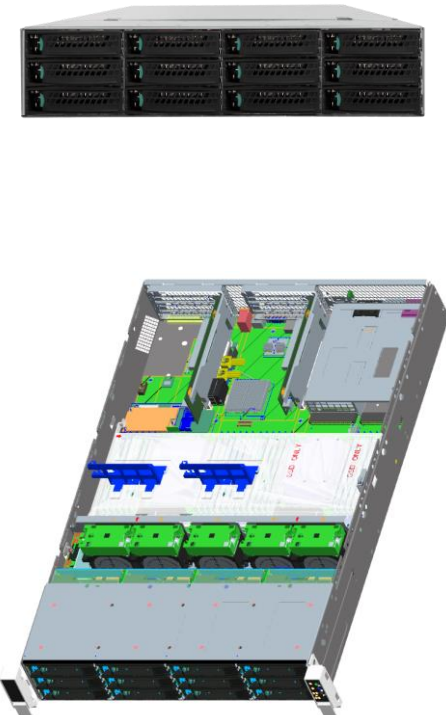
Image	Product Code MM UPC EAN	Description
	<p>R2312GZ4GC4 921972 735858248693 5032037043403 MOQ: 1</p>	<p>Intel® Server System R2312GZ4GC4</p> <p>Integrated Intel® Server System with no extras</p> <ul style="list-style-type: none"> • S2600GZ4 board (S2600GZ4) in 2U chassis • Max CPU TDP supported – 135W with configuration limitations, please reference <i>Technical Product Specification</i> • Air duct • Control panel on rack handle (A2USTOPANEL) • No ODD support. Provision for 2 SSD mount on air duct • 12x3.5" (and 2.5") HS HDD support (12 carriers FXX35HSADPB included, backplane F2U12X35HSBP) • 3 AXXCBL730MSMS data cables (12 ports) • Two CPU heatsinks • Redundant and hot swap cooling fans • Two risers with 3 x8 slots (2xFHFL+ 1xFHHL) (A2UL8RISER) • Full RMM4 (key and NIC) preinstalled (AXXRMM4R) • Two 750W AC PSU (FXX750PCRPS) • Value rails (AXXVRAIL) • One ODD/SSD power cable <p><i>There are no required EPSD components to make this system functional.</i></p>
	<p>R2312GZ4GCSAS 917018 735858239653 5032037034432 MOQ: 1</p>	<p>Intel® Server System R2312GZ4GCSAS</p> <p>Integrated Intel® Server System 12SAS ports, 24DIMMs</p> <ul style="list-style-type: none"> • S2600GZ4 board (S2600GZ4) in 2U chassis • Max CPU TDP supported – 135W with configuration limitations, please reference <i>Technical Product Specification</i> • Air duct • Control panel on rack handle (A2USTOPANEL) • No ODD support. • Provision for 2 SSD mount on air duct • 12x3.5" (and 2.5") HS HDD support (12 carriers FXX35HSADPB included, backplane F2U12X35HSBP) • One AXXCBL730MSMS and two AXXCBL650MSMS SAS cables (8 ports) • Two CPU heatsinks • Redundant and hot swap cooling fans • Two risers with 3 x8 slots (2xFHFL+ 1xFHHL) (A2UL8RISER) • RKSAS4 storage activation key installed – to enable 4 ports SAS • Onboard ports cabled to drives 8 thru 11 • Two 750W AC PSU (FXX750PCRPS) • Full RMM4 (key and NIC) preinstalled (AXXRMM4R) • Value rails (AXXVRAIL) • RMS25CB080 8-port HW RAID SAS module preinstalled and cabled to drives 0 thru 7 • One ODD/SSD power cable <p><i>There are no required EPSD components to make this system functional.</i></p> <p><i>Note: See PCN112152 for the latest ordering information</i></p>




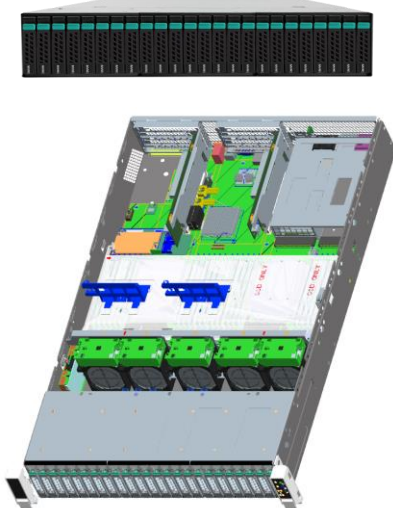
Image	Product Code MM UPC EAN	Description
	<p>R2312GZ4GS9 922784 735858249508 5032037044165 MOQ: 1</p>	<p>Intel® Server System R2312GZ4GS9 Integrated Server System with basic configuration, 24 DIMMs</p> <ul style="list-style-type: none"> • S2600GZ4 board (S2600GZ4) in 2U chassis • Max CPU TDP supported – 135W with configuration limitations, please reference <i>Technical Product Specification</i> • Air duct • Control panel on rack handle (A2USTOPANEL) • No ODD support. Provision for 2 SSD mount on air duct • 12x3.5" (and 2.5") HS HDD support (12 carriers FXX35HSADPB included, backplane F2U12X35HSBP) • 3 AXXCBL730MSMS data cables (12 ports) • Two CPU heatsinks • Redundant and hot swap cooling fans • Two risers with 3 x8 slots (2xFHFL+ 1xFHHL) (A2UL8RISER) • One 750W AC PSU second unit must be added for redundancy (FXX750PCRPS) • One ODD/SSD power cable <p><i>There are no required EPSD components to make this system functional.</i></p>
	<p>R2312GL4GS 917012 735858239615 5032037034395 MOQ: 1</p>	<p>Intel® Server System R2312GL4GS Integrated Server System with 16 DIMM board and open storage configuration, 16 DIMMs</p> <ul style="list-style-type: none"> • S2600GL4 board (S2600GL4) in 2U chassis • Max CPU TDP supported – 135W with configuration limitations, please reference <i>Technical Product Specification</i> • Air duct • Control panel on rack handle (A2USTOPANEL) • No ODD support. • Provision for 2 SSD mount on air duct • 12x3.5" (and 2.5") HS HDD support (12 carriers FXX35HSADPB, backplane F2U12X35HSBP) • 3 SFF8087 to SFF8087 cables (12 ports) • Two CPU heatsinks • Redundant and hot swap cooling fans • Two risers with 3 x8 slots (2xFHFL+ 1xFHHL) (A2UL8RISER) • One 750W AC PSU second unit must be added for redundancy (FXX750PCRPS) • Full RMM4 (key and NIC) preinstalled (AXXRMM4R) • Value rails (AXXVRAIL) • One ODD/SSD power cable <p><i>Note: No activation keys or expander – only 4 SATA ports supported standard.</i></p> <p><i>There are no required EPSD components to make this system functional.</i></p>

Image	Product Code MM UPC EAN	Description
	<p>R2224GZ4GC4 921971 735858249515 5032037044172</p> <p>MOQ: 1</p>	<p>Intel® Server System R2224GZ4GC4 Integrated Server System with no extras</p> <ul style="list-style-type: none"> • S2600GZ4 board (S2600GZ4) in 2U chassis • Max CPU TDP supported – 135W with configuration limitations, please reference <i>Technical Product Specification</i> • Air duct • Control panel on rack handle (A2USTOPANEL) No ODD support Provision for 2x2.5" SSD mount on air duct 24x2.5" HS HDD support (24 carriers FXX25HSCAR included, 3x backplane FXX8X25HSBP) • Six SFF8087 to SFF8087 cables AXXCBL730MRMR • Two risers with 3 x8 slots (2xFHFL + 1xFHHL) (A2UL8RISER) • 5 Redundant and hot swap cooling fans • Two 750W AC PSU (FXX750PCRPS) • Full RMM4 (key and NIC) preinstalled (AXXRMM4R) • Value rails (AXXVRAIL) • One ODD/SSD power cable <p><i>Need additional expander/controller to connect all 24 drives.</i></p>
	<p>R2224GZ4GCSAS 917013 735858239622 5032037034401</p> <p>MOQ: 1</p>	<p>Intel® Server System R2224GZ4GCSAS Integrated Server System with 24 SAS ports standard, 24 DIMMs</p> <ul style="list-style-type: none"> • S2600GZ4 board (S2600GZ4) in 2U chassis • Max CPU TDP supported – 135W with configuration limitations, please reference <i>Technical Product Specification</i> • Air duct • Control panel on rack handle (A2USTOPANEL) • No ODD support • Provision for 2x2.5" SSD mount on air duct • 24x2.5" HS HDD support (24 carriers FXX25HSCAR included, 3x backplane FXX8X25HSBP) • Two CPU heatsinks • Eight SFF8087 to SFF8087 cables (two AXXCBL550MRMR, two AXXCBL185MSMS, one AXXCBL245MSMS and three AXXCBL165MSMS) • Two risers with 3 x8 slots (2xFHFL + 1xFHHL) (A2UL8RISER) • Redundant and hot swap cooling fans • RES2CV360 Integrated 36 port expander • Two 750W AC PSU (FXX750PCRPS) • Full RMM4 (key and NIC) preinstalled (AXXRMM4R) • Value rails (AXXVRAIL) • RMS25CB080 8-port HW RAID SAS module preinstalled and cabled to 36 port expander for 24 drive support • One ODD/SSD power cable <p><i>There are no required EPSD components to make this system functional.</i></p> <p><i>Note: See PCN112152 for the latest ordering information</i></p>

General spares and accessories


Image	Product Code MM UPC EAN	Description	MOQ
	A2USTOPANEL 918248 735858241038 5032037035781	Storage control panel kit. Includes cable and adapter board, screws, second matching (empty) rack handle, can be used for upgrade. Compatible with R2000 family.	1
	AGZCOPRODUCT 926348 735858 256865 5032037048958	Accessory airduct – enables support of 2 dual wide PCI cards (such as Xeon PHI or GPU). Directs air to enable sufficient cooling of up to 300W per card. Includes: Airduct and two A2UL16RISER (2 aux power cables, 2 risers with PCIe x16) Only supported with 24 DIMMs and validated with 8 HDD systems: R2x08GZ family.	1
	A2UBKTMFBUSSD 921747 735858250146 5032037044707	Auxiliary bracket to be mounted over power supply area of R2000GZ/GL/BB families. Can support 3 MFBU (Maintenance-free battery backup) units. Two 2.5" SSDs can also be mounted, but not thermally validated. When installed – system no longer supports serial cable DB9 connector in the back of chassis. (SSD and BBU shown not included)	1
	FXX750PCRP 915604 735858234979 5032037030601	750W AC CRPS 80+ Platinum efficiency power supply spare/accessory.	1
	FXX460GCRPS 915603 735858235846 5032037030595	460W CRPS 80+ Gold efficiency power supply spare/accessory.	1
	AXX750DCCRPS 927253	750W -48v DC (Direct current) CRPS 80+ Gold efficiency power supply spare/accessory. Includes 1 power supply and 1 O-ring terminal adapter. Does not include cable.	1
	AXXDCCRPSCL 922062	Spare 8 foot DC power cable. Connects directly to power supply instead of O-ring terminals adapter	1







Image	Product Code MM UPC EAN	Description	MOQ
	A1U2ULCP 921028 735858245302 5032037039826	LCP Module (local control panel). Enables system to display critical errors from SEL for instant diagnostic. Also allows custom message for branding. When installed – replaces ODD on 1208 family, and replaces IO ports tray on 1304,2208,2216,2308 families. Not compatible with 2224 and 2312 families. Module has 2 USB ports. No front video connector.	1
	FXXFPANEL 915982 00735858222419 5032037018968	Front Panel board spare for use on 1U/2U rack systems (R1000, R2000 except R2224 and R2312) Rack chassis and P4300 Pedestal Chassis.	1
	FXXE91X91HS 918251 735858236669 32037031431	Spare standard 91.5x91.5 Heatsink Extruded Aluminum for S2600GL (16 DIMM) board.	2
	BXSTS200PNRW 915971 735858221801 5032037014489	Spare narrow copper heatsink, for S2600GZ (24-DIMM) board.	1
	F1UL16RISER 917989 735858240482 5032037035217	Spare 1U riser for R1000GZ/GL family. PCIe x16 FHHL. Includes 2 mounting screws.	1
	A2UL8RISER 917979 735858240499 5032037035224	Spare 2U 3 slot riser for GZ/GL/BB boards: Three PCIe x8 Gen3 ports electrical. Top two connectors are x16 mechanical. Lower connector is x8 mechanical. Includes 1 mounting screw.	1
	A2UL16RISER 917981 735858240512 5032037035248	Accessory 2U 2 slot riser for GZ/GL/BB boards: Top connector: PCIe x16 electrical with x16 mechanical. Bottom connector: one PCIe x8 electrical with x8 mechanical connector. Middle location is empty. Includes 1 mounting screw and power cable for graphic cards.	1
	A2ULPCIXRISER 917980 735858240505 5032037035231	Accessory 2U PCI-X riser for GZ/GL/BB boards: Top two PCI-X 133 MHZ connectors (separate buses) in upper two locations. Bottom connector: PCIe x8 electrical/mechanical. Includes 1 mounting screw.	1








Image	Product Code MM UPC EAN	Description	MOQ
	FR1000FAN10P 917871 735858240918 5032037035668	One spare fan for 1U R1000GZ/GL/BB system. 40x56mm dual rotor with 10p connector.	1
	FR2000FAN60HS 921117 735858246279 5032037040761 replaced FR2000FAN10P	One spare fan for 2U R2000GZ/GL/BB/JBOD system. 60x38mm, with hot swap connector. Includes 1 fan and 1 cable.	1
	A1UBEZEL 917983 735858241120 5032037035873	1U locking bezel with two branding clip-on inserts for logo, and one snap-on swoosh.	1
	A2UBEZEL 918086 735858241137 5032037035880	2U locking bezel with two branding clip-on inserts for logo, and one snap-on swoosh.	1
	AXXVRAIL 912796 735858219693 5032037015202	Value Rail Kit. Works for all 438mm wide Intel® Rack Chassis 1U, 2U, 4U. Rail allows adjustment within 609.6mm~765mm to fit difference depth rack. Maximum extension when installed (travel distance) 424.2mm. Note: It will only support specific rack type with 3/8" square and 7.1mm round holes.	1
	AXXELVRAIL 920970 735858244367 5032037038980	Enhanced Value Rail Kit. Works for all 438mm wide Intel® Rack Chassis 1U, 2U, 4U. Rail allows adjustment within 609.6mm~765mm to fit difference depth rack. Maximum extension when installed (travel distance) 424.2mm. Improved robustness over AXXVRAIL, same mechanical spec. Note: It will only support specific rack type with 3/8" square and 7.1mm round holes	1
	AXXPRAIL 924417 735858219686 5032037014823	1U/2U Premium Rail Kit. Full extension and toolless rail kit. Supports cable management arm. Rail allows adjustment within 609.6mm~762mm to fit difference depth rack. Maximum extension when installed (travel distance) 800 mm. Note: It will only support specific rack type with 3/8" square and 7.1mm round holes	1
	AXXPRAIL755 924418	Short 1U/2U Premium Rail Kit, no CMA support. Full extension and toolless rail kit.	1

Image	Product Code MM UPC EAN	Description	MOQ
	735858249065 5032037043724	Rail allows adjustment within 609.6mm~762mm to fit difference depth rack. Maximum extension when installed (travel distance) 755 mm. Note: It will only support specific rack type with 3/8" square and 7.1mm round holes	
	AXX1U2UCMA 913117 735858224604 5032037019972	Cable management arm for Premium 1U/2U rail kit (works only with AXXPRAIL)	1
	AXX2POSTBRCKT 918808 735858245319 5032037039833	Fixed mount bracket kit for 2-post racks Note: It will only support specific rack type with 3/8" square and 7.1mm round holes Not compatible with 2U 24 x 2.5" HDD or 2U 12 x 3.5" HDD systems	1
	AXXSATADVDRAM 937569 735858197663 5032037015127	Slimline SATA DVDROM Device	1
	AXXSATADVDRWROM 937575 735858197670 5032037015134	Slim SATA DVD+/-RW ROM Accessory	1
	FPWRCABLENA 879287 735858181129 5032037015738	North American Power Cord Spare	1
	AXXRJ45DB93 920430 735858242820 5032037037525	Kit of the following cables: 1040mm Serial 10pin header to DB9 Cable 520mm Serial 10pin header to DB9 Cable 100mm DCD RJ45 to DB9 Cable 100mm DSR RJ45 to DB9 Cable	1

Drive/storage subsystem spares and accessories

Image	Product Code MM UPC EAN	Description	M O Q
	FXX1304HSBP 917420 735858219334 5032037015783	Hot swap backplane board spare for 1U 4x3.5" chassis (R1304 family).	1
	FXX8X25HSBP 917973 735858240987 5032037035736	Single port hot swap backplane board spare for 2U 8x2.5" cage (R2200 and P4000 families).	1
	FXX8X25DPBP 917974 735858240994 5032037035743	Dual Port hot swap backplane board spare for 2U 8x2.5" cage (R2200 and P4000 families).	1
	F2U8X35HSBP 917975 735858241007 5032037035750	Hot swap backplane board spare for 2U 8x3.5" chassis (R2308 family).	1
	F1U8X25HSBP 917977 735858241014 5032037035767	Hot swap backplane board spare for 1U 8x2.5" chassis (R1208 family).	1
	F2U12X35HSBP 917976 735858241021 5032037035774	Hot swap backplane board spare for 2U 12x3.5" chassis (R2312 family).	1
	RS25DB080 919570 735858219884 5032037019149	6G SAS RAID Controller with 8 internal ports. PCIe Gen 3 capable, and dual core ROC. No cables included.	1
	RS25GB008 919566 675901143356 735858219877	6G SAS HBA Controller (no raid) with 8 external ports. LSI2308 IO Controller. No cables included.	1
	RS2SG244 904955 735858213042 5032037017169	Scalable Performance 6G SAS/SATA RAID controller with 24 internal and 4 external ports. Retail SKU includes cables.	1











Image	Product Code MM UPC EAN	Description	M O Q
	RS2WC080 903495 735858211215 5032037017183	Entry-level 6G SAS RAID controller with 8 internal ports for SAS/SATA drives. Retail SKU includes cables.	1
	RS2WC040 903496 735858211253 5032037017176	Entry-level 6G SAS RAID controller with 4 internal ports for SAS/SATA drives. Retail SKU includes cable.	1
	RS2WG160 904994 735858213035 5032037017190	Scalable Performance 6G SAS RAID controller with 16 internal SAS/SATA ports. Retail SKU includes cables.	1
	RCS25ZB040 924659 735858254625 5032037047555	6G SAS RAID with 256GB of onboard Flash, dual-core ROC & 4 internal ports. No cables included.	
	RCS25ZB040LX 924664 735858254632 5032037047562	6G SAS RAID with 1TB of onboard Flash, dual-core ROC & 4 internal ports. No cables included.	
	RS25AB080 919568 735858228626 5032037023436	6G 8 Internal Port SAS RAID controller with dual core ROC, PCIe Gen 3 capable, and includes Maintenance Free Backup Unit. No cables included.	1
	RS25NB008 919567 735858222594 5032037019026	6G SAS RAID Controller with 8 external ports and dual core ROC. No cables included. Optional Battery Backup Unit AXXRSBBU9.	1
	RS25SB008 919569 735858228633 5032037023443	6G 8 External Port SAS RAID controller with dual core ROC, PCIe Gen 3 capable, and includes Maintenance Free Backup Unit. No cables included.	1
	RES2CV360 918935 735858241168 5032037035897	Integrated 36 port 6G SAS expander, compatible with R2200, P4000M/L families of chassis (2U/4U 2.5" chassis). Based on LSI* LSISAS2x36 chip. Includes 3 screws and bumpers, power cable, 6 Mini-SAS cables (3x165mm, 2x185mm, 1x245mm).	1
	RES2CV240 918934 735858241175 5032037035903	Integrated 24 port 6G SAS expander, compatible with R2200, P4000M/L families of chassis (2U/4U 2.5" chassis). Based on LSI* LSISAS2x36 chip. Includes 3 screws and bumpers, power cable, 4 Mini-SAS cables (3x165mm, 1x185mm).	1









Image	Product Code MM UPC EAN	Description	M O Q
	RES2SV240 908137 735858216289 5032037017053	24 Port SAS 6Gb expander card with ports configurable for input or output. Retail SKU includes cables. Straight 8087, 4x650mm and 2x180mm. Requires empty PCIe slot. Compatible with every system, including R2312 family.	5
	FXX25HSCAR 918807 735858241182 5032037035910	Spare 2.5" HDD hot swap carriers.	8
	FXX35HSADPB 912771 735858219495 5032037016391	Spare 3.5" HDD hot swap carriers. Includes mounting screws for mounting 2.5" drives.	8
  	When no key installed:	4 SATA channels active with SW RAID 'basic' which includes RSTe SW RAID 0/1/10/5 + LSI SW RAID 0/1/10 .	-
	RKSATA4R5 916346 735858238861 5032037033640	Enables LSI SATA SW RAID 5, Black.	5
	RKSATA8 916347 735858238878 5032037033657	Activates 8 SATA ports and includes RSTe SW RAID 0/1/10/5 and LSI SW RAID 0/1/10 , Blue.	5
	RKSATA8R5 916348 735858238885 5032037033664	Activates 8 SATA ports and includes RSTe SW RAID 0/1/10/5 and LSI SW RAID 0/1/10/5 (enables LSI SWR5), White.	5
	RKSAS4 916349 735858238892 5032037033671	Activates 4 SAS ports and includes RSTe SW RAID 0/1/10 (no RAID 5) and LSI SW RAID 0/1/10 , Green.	5
	RKSAS4R5 916350 735858238908 5032037033688	Activates 4 SAS ports and includes RSTe SW RAID 0/1/10 (no RAID 5) and LSI SW RAID 0/1/10/5 (enables LSI SWR5), Yellow.	5
	RKSAS8 916351 735858238922 5032037033701	Activates 8 SAS ports and includes RSTe SW RAID 0/1/10 (no RAID 5) and LSI SW RAID 0/1/10 , Orange.	5
	RKSAS8R5 916352 735858238915 5032037033695	Activates 8 SAS ports and includes RSTe SW RAID 0/1/10 (no RAID 5) and LSI SW RAID 0/1/10/5 (enables LSI SWR5), Purple.	5
	A2U8X25HSDK 917914 735858241076 5032037035828	Spare/accessory 8x2.5" HDD drive kit for 2U system. (R2200 family). R2208 can take 1 additional bay with no other upgrades. For upgrading up to 24 drives (R2208 +2 bays, or R2216 + 1 bay) – standard control panel and ODD bay has to be replaced with storage panel (A2USTOPANEL).	1

Image	Product Code MM UPC EAN	Description	M O Q
		Includes cage, backplane board, 8 drive carriers, power Y-cable and I2C jumper cable.	
	A2U8X25DPDK 917966 735858241069 5032037035811	Spare/accessory Dual Ported 8x2.5" HDD drive upgrade kit for 2U system. (R2200 family). R2208 can take 1 additional bay with no other upgrades. For upgrading up to 24 drives (R2208 +2 bays, or R2216 + 1 bay) – standard control panel and ODD bay has to be replaced with rack ear panel (A2USTOPANEL). Includes cage, backplane board, 8 drive carriers, power jumper Y-cable and I2C jumper cable.	1

Expansion modules: IO Module, SAS Module, RMM4, TPM





Image	Product Code MM UPC EAN	Description	M O Q
	AXXRMM4LITE 911660 735858219297 5032037014946	Activation key for advanced management features	1
	AXXRMM4R 920858 735858245296 5032037039819	Intel® Remote Management Module RMM4 for rack systems – Remote KVM upgrade key and Dedicated NIC Module	1
	AXXTPME5 919737 735858240352 5032037035088	TPM Module for server systems supporting S2600 and S2400 board families.	1
	AXX10GBNIAIOM 917905 735858241090 5032037035842	Dual SFP+ port 10GbE IO module based on Intel® 82599 10 Gigabit Ethernet Controller Supports direct connect or transceiver. Cables/transceivers not included. Includes three screws, port label sticker	1







Image	Product Code MM UPC EAN	Description	M O Q
	AXX1FDRIBIOM 918607 735858241106 5032037035859	Single port, FDR 56GT/S speed Intel® I/O Expansion Infiniband* module, with QSFP connector, based on Mellanox* CX3 MT27504A1-FCCR-FV chip. Includes three screws, port label sticker	1
	AXX2FDRIBIOM 920627 UPC/EAN to be updated	Dual port, FDR 56GT/S (per port capable) speed Infiniband* module, with QSFP connector, based on Mellanox* CX3 MT27508A1-FCCR-FV chip. Note, due to PCIe3 x8 bandwidth limitation, both ports can't simultaneously function at full speed. Includes three screws, port label sticker	1
	AXX4P1GBPWLIOM 917911 735858241083 5032037035835	Quad port 1GbE IO Module based on Intel® Ethernet Controller I350 Includes three screws, port label sticker	1
	AXX10GBTWLIOM3 941869 00735858296656 5032037072472	Dual RJ-45 port 10GBASE-T IO module, based on Intel® Ethernet Controller X540. Includes three screws, port label sticker	1
	RMS25PB080 924868 (Obsolete MM# 923072) 00735858238946	Intel® Integrated RAID Module RMS25PB080 LSI* SAS2208 ROC 6Gb/s SAS/SATA x8 PCIe 3.0 8 internal ports 1GB embedded memory MD2 Low Profile, half length form factor Support RAID 0,1,10,5,6,50,60 RAID Premium Feature Key supported Cables are not included	5
	RMS25PB040 924869 (Obsolete MM# 923083) 00735858238953	Intel® Integrated RAID Module RMS25PB040 LSI* SAS2208 ROC 6Gb/s SAS/SATA x8 PCIe 3.0 4 internal ports 1GB embedded memory MD2 Low Profile, half length form factor Support RAID 0,1,10,5,6,50,60 RAID Premium Feature Key supported Cables are not included	5












Image	Product Code MM UPC EAN	Description	M O Q
	RMT3PB080 924870 (Obsolete MM# 923084) 00735858238960	Intel® Integrated RAID Module RMT3PB080 LSI* SAS2208 ROC 6Gb/s SATA x8 PCIe 3.0 8 internal ports 512MB embedded memory MD2 Low Profile, half length form factor Support RAID 0,1,10,5,6,50,60 RAID Premium Feature Key supported Cables are not included	5
	RMS25CB080 924871 (Obsolete MM# 923085) 00735858238977	Intel® Integrated RAID Module RMS25CB080 LSI* SAS2208 ROC 6Gb/s SAS/SATA x8 PCIe 3.0 8 internal ports 1GB embedded memory Require one 80-pins on-board module connector Support RAID 0,1,10,5,6,50,60 RAID Premium Feature Key supported Cables are not included	5
	RMS25CB040 924872 (Obsolete MM# 923086) 00735858238984	Intel® Integrated RAID Module RMS25CB040 LSI* SAS2208 ROC 6Gb/s SAS/SATA x8 PCIe 3.0 4 internal ports 1GB embedded memory Require one 80-pins on-board module connector Support RAID 0,1,10,5,6,50,60 RAID Premium Feature Key supported Cables are not included	5
	RMT3CB080 924873 (Obsolete MM# 923087) 00735858238991	Intel® Integrated RAID Module RMT3CB080 LSI* SAS2208 ROC 6Gb/s SAS/SATA x8 PCIe 3.0 4 internal ports 512MB embedded memory Require one 80-pins on-board module connector Support RAID 0,1,10,5,6,50,60 RAID Premium Feature Key supported Cables are not included	5
	RMS25KB080 924454 (Obsolete MM# 917089) 735858239028 50320370338005	SAS Module: 8 Port SAS-2.1 version, Entry-level HW RAID/straight SAS PCIe form factor	5
	RMS25KB040 924455 (Obsolete MM# 917090) 735858239035 50320370338175	SAS Module: 4 Port SAS-2.1 version, Entry-level HW RAID/straight SAS PCIe form factor	5

Image	Product Code MM UPC EAN	Description	M O Q
	RMS25JB080 924452 (Obsolete MM# 917087) 735858239004 50320370337875	Mezzanine SAS IO module: 8 Port SAS-2.1 version, Entry-level HW RAID/straight SAS	5
	RMS25JB040 924453 (Obsolete MM# 917088) 735858239011 50320370337945	Mezzanine SAS IO module: 4 Port SAS-2.1 version, Entry-level HW RAID/straight SAS	5
	AXXRSBBU9 919738 00735858220286	Intel® RAID Smart Battery Backup module for use with Intel® Integrated Server RAID	5
	AXXRMFBU2 926341 007358582445415	Intel® RAID Maintenance Free Backup Unit AXXRMFBU2 for use with Intel® Integrated RAID Module.	5
	AXXRMFBU3 924674 00735858254649	Intel® RAID Maintenance Free Backup Unit AXXRMFBU3 for use with Intel® RAID SSD Cache Controller RCS25ZB040 and RCS25ZB040LX.	5
	AXXRPFKSSD2 915316 735858221467	Upgrade Key to enable SSD Cache with Fastpath I/O for Intel®'s RAID RS25 family of ROC products.	5
	AXXRPFKDE2 915317 735858221474	Upgrade Key to enable Drive Encryption Management for Intel®'s RAID RS25 family of ROC products	5
	AXXRPFKSNH2 915318 735858221481	Upgrade Key to enable Rapid Recovery Snapshot for Intel®'s RAID RS25 family of ROC products.	5

SAS cable kits (for upgrade to SAS modules, HBA cards and spares)













Image	Product Code MM UPC EAN	Description	M O Q
	AXXCBL500MSMS 921858 735858245289 5032037039802	Kit of 2 cables, 500mm length, straight SFF-8087 to SFF-8087 connectors.	1
 x5	AXXCBL650MSMS 918376 735858224444 5032037019910	Kit of 2 cables, 650mm length, straight SFF-8087 to SFF-8087 connectors.	10
	AXXCBL730MSMS 921049 735858245340 5032037039864	Kit of 2 cables, 730mm length, straight SFF-8087 to SFF-8087 connectors. Spare for R2308	1
	AXXCBL600MSMS 921048 735858245272 5032037039796	Kit of 2 cables, 600mm length, straight SFF-8087 to SFF-8087 connectors.	1
	AXXCBL585MSMR 921047 735858245265 5032037039789	Kit of 2 cables, 585mm length, straight SFF-8087 to right angle SFF-8087 connectors.	1
	AXXCBL850MS7R 921114 735858245371 5032037039895	Kit of 2 cables, 850mm length, straight SFF-8087 to right angle 7-pin SATA connectors.	1
	AXXCBL730MRMR 930836 (Obsolete MM# 921045) 735858245234 5032037039758	Kit of 2 cables, 730mm length, right angle SFF-8087 to right angle SFF-8087 connectors.	1
	AXXCBL550MRMR 930837 (Obsolete MM# 921043) 735858245227 5032037039741	Kit of 2 cables, 550mm length, right angle SFF-8087 to right angle SFF-8087 connectors.	1
	AXXCBL1030MR7R 921079 735858245258 5032037039772	Kit of 2 cables, 1030mm length, right-angle SFF-8087 to right angle 7-pin SATA connectors.	1
	AXXCBL770MSMR 921044 735858245241 5032037039765	Kit of 2 cables, 770mm length, straight SFF-8087 to right angle SFF-8087 connectors.	1
	AXXCBL165MSMS 930838 (Obsolete MM# 921284) 735858245692 5032037040204	Kit of 2 cables, 165mm length, straight SFF-8087 to right angle SFF-8087 connectors. Works for: : integrated expander RES2CV240 and RES2CV240 connection, chassis R2200 family.	1
	AXXCBL185MSMS 930840	Kit of 2 cables, 185mm length, straight SFF-8087 to straight SFF-8087 connectors. Used with expanders RES2CV240 and RES2CV240 in R2200 family.	1



Image	Product Code MM UPC EAN	Description	M O Q
	(Obsolete MM# 921285) 735858245708 5032037040211		
	AXXCBL245MSMS 930841 (Obsolete MM# 921286) 735858245715 5032037040228	Kit of 2 cables, 245mm length, straight SFF-8087 to straight SFF-8087 connectors. Used with expanders RES2CV240 and RES2CV240 in R2200 family.	1
	AXXCBL880SATA 922988 735858250290 5032037044806	SATA ODD cable for rack chassis family – 880mm long	10

Third party devices completed fit-check.

Follow complete THOL for list of validated devices.

Image	Description
	<p>Cableless SATA DOM from Innodisk*.</p> <p>EPSD enabled selected boards with VCC thru pin 7 to support cableless Innodisk* DOMs. Below models have passed basic fit-check. Please refer to manufacturer's web site for ordering information.</p> <p>Part is not manufactured or supplied by Intel®.</p> <p>SATADOM D150SV SATADOM D150QV innoLite SATADOM D150QV</p>
	<p>2.5in SATA Removable Hard Drive Bay for PC Expansion Slot</p> <ul style="list-style-type: none"> Utilize a free expansion card slot to add a removable 2.5" SATA hard drive bay Vented aluminum/steel design and a 50,000+ insertion rating ensures reliability of the drive and drive rack Backed by a StarTech.com 2-year warranty and free lifetime technical support <p>Below models have passed basic fit-check. Please refer to manufacturer's web site for ordering information.</p> <p>Part is not manufactured or supplied by Intel®.</p> <p>Manufacturer order code: S25SLOTR</p>
	<p>Industrial Grade Embedded USB SSD Z-U130 DOM / eUSB Horizontal</p> <p>2.00 Low Profile pitch standard 10-pin female USB connector</p> <p>Multiple vendors have this item available to purchase.</p>

EXTENDED WARRANTY

Image	Product Code MM MOQ	Description
 <p>Download Intel® Server Component Extended Warranty Key</p> <p>Intel® Server Component Extended Warranty Key</p> <p>Download Intel® Server Component Extended Warranty Key</p> <p>Expansion: 30 Days</p> <p>Instructions to enable Intel® Server Component Extended Warranty</p> <ol style="list-style-type: none"> 1. Register the system and processor on the Intel® Server System - Intel® Server Board - Intel® RAID Controller - Intel® Server Board only page on the Intel® Server Component Extended Warranty Key page. 2. Log on to the Intel® Server Component Extended Warranty Key page and click on the "Download Intel® Server Component Extended Warranty Key" link. 3. Follow the instructions on the page to download the Intel® Server Component Extended Warranty Key. 	<p>SVCEWDPSY</p> <p>911295</p> <p>1</p>	<p>Two year extended warranty for Intel® Server Systems or Intel® Server Knock Down Kits + Intel® Server Boards that support two processors. Intel® RAID controller extended warranty is purchased separately.</p>
 <p>Download Intel® Server Component Extended Warranty Key</p> <p>Intel® Server Component Extended Warranty Key</p> <p>Download Intel® Server Component Extended Warranty Key</p> <p>Expansion: 30 Days</p> <p>Instructions to enable Intel® Server Component Extended Warranty</p> <ol style="list-style-type: none"> 1. Register the system and processor on the Intel® Server System - Intel® Server Board - Intel® RAID Controller - Intel® Server Board only page on the Intel® Server Component Extended Warranty Key page. 2. Log on to the Intel® Server Component Extended Warranty Key page and click on the "Download Intel® Server Component Extended Warranty Key" link. 3. Follow the instructions on the page to download the Intel® Server Component Extended Warranty Key. 	<p>SVCEWDPBD</p> <p>911294</p> <p>1</p>	<p>Two year extended warranty for Intel® Server Boards that support two processors.</p>